

Project Manager Best Practice Clarity Training Series

Self Paced Training (SPT)

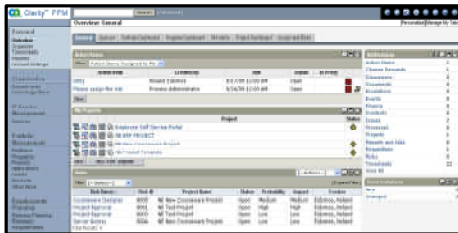
COURSE SERIES

Course 1: Using Project and Resource Management with Clarity	2 days
Course 2: Using Open Workbench [or Microsoft Project] with Clarity	2 days
Course 3: Project Analysis with Clarity	1 day

WHY THIS ILT SOLUTION?

- Gain optimal value from your Clarity Project & Portfolio Management investment
- Profit from better informed executive decisions by leveraging higher quality project data
- Benefit from advanced Project Manager training, enabling schedules at the ETC level
- Leverage best practice scheduling in Clarity Resource Management, Financial Management, and Portfolio Management Modules
- Real-World experienced expert-level instructors - as Project Managers using OWB, as certified OWB Instructors, as subject matter expert Mentors
- Improved Project Manager productivity, maturity and Clarity adoption

Using Project and Resource Management with Clarity

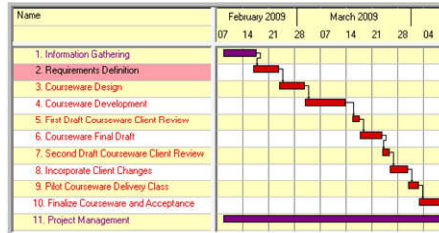


CONTENTS

- 1: Introduction
- 2: Clarity Overview
- 3: Project Management Features
- 4: Resource Management Features
- 5: Working with Projects
- 6: Staffing Projects
- 7: Resource Planning
- 8: Project Reports and Dashboards

Exercises: Hands on Practice

Using Open Workbench with Clarity

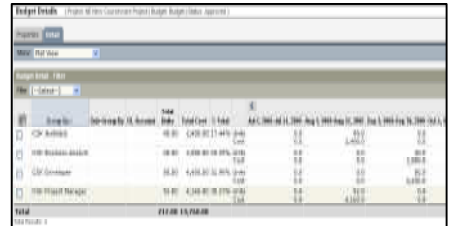


CONTENTS

- 1: Introduction
- 2: Project Planning in Clarity
- 3: Using Open Workbench
- 4: Work Breakdown Structure
- 5: Task Dependencies
- 6: Assigning Resources to Tasks
- 7: Scheduling the Project
- 8: Refining the Project Schedule
- 9: Replacing Roles with Resources
- 10: Baselining the Project
- 11: Monitoring & Controlling Projects

Exercises: Hands on Practice

Project Analysis with Clarity



CONTENTS

- 1: Budgeting Introduction
- 2: Use of Non-Labor Resources
- 3: Project Planning with Budgeting
- 4: Budgeting and Forecasting
- 5: Budgeting with Actual Costs
- 6: Earned Value Introduction
- 7: Earned Value Project Setup
- 8: Earned Value Project Analysis

Exercises: Hands on Practice

For More Information, contact:

Bob Schwartz, Managing Partner, Digital Celerity

Bob.Schwartz@DigitalCelerity.com

(w) (408) 812-9999

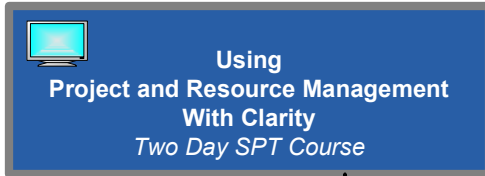


Better, Smarter, Cheaper

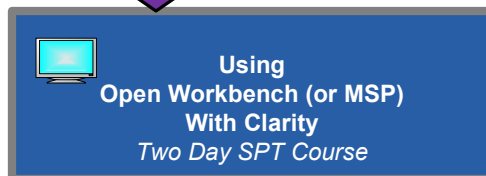
Copyright 2009 xPPM-education, LLC

Tightly Integrated SPT Training Series

START HERE WITH THIS COURSE



*Increase Use Maturity
by Understanding the Best
Practice Use
of Clarity*



*Increase Use Maturity
by Understanding the Best
Practice Use
of Clarity*



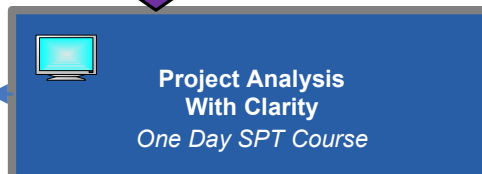
FINISH WITH THIS COURSE

As a Project Manager:

Q. How do I use Clarity to develop the detailed Budget Financial Plan?

Q. How do I use Earned Value to help keep the project on track?

A. Take this SPT course to learn how to leverage the quality data developed in the first two courses into Clarity Budgets and EVA metrics.



As a Project Manager or a Resource Manager:

Q. How do I use Clarity to Improve Project Performance or Resource Performance?

Q. How do I get the most out of the Clarity Investment so that we can Work more Efficiently and Smarter?

A. Take this SPT course to get project managers and resource managers communicating using fact-based demand plans.

MOVE UP TO THIS COURSE

As a Project Manager:

Q. How do I develop Best Practice Project Plans that integrate with Clarity?

Q. How do I develop a project plan that is based on Assignment ETCs?

A. Take this SPT course to achieve the breakthrough of project planning based on task assignment ETCs.

SPT Package Includes:

1. Installation Instructions
2. Clarity Training Environment Setup Instructions
3. Course Manual and Web Video Files
4. Exercise Files
5. Tests

SPT Versions Available:

1. SCORM Compliant
2. Non-SCORM
3. Web Distribution /MP4
4. Web Distribution /Shock Wave
5. Tests Embedded with SCORM or Separate

For More Information, contact:

Bob Schwartz, Managing Partner, Digital Celerity

Bob.Schwartz@DigitalCelerity.com

(w) (408) 812-9999



Sharing Knowledge, Exchanging Ideas, Building Community